













## 1. How many acres of land do you use for farming and/or making your product(s)?

		Response Percent	Response Count
1 acre or less		15.4%	2
2-3 acres		7.7%	1
4-10 acres		0.0%	0
11-20 acres		0.0%	0
21-50 acres		7.7%	1
51-100 acres		7.7%	1
<b>More than 100 acres</b>		<b>61.5%</b>	<b>8</b>
<b>answered question</b>			<b>13</b>
<b>skipped question</b>			<b>0</b>












## 2. Do you own that land or is it leased?

		Response Percent	Response Count
Own		53.8%	7
Lease		0.0%	0
Combination Own and Lease		46.2%	6
Other arrangement (please specify)			0
<b>answered question</b>			<b>13</b>
<b>skipped question</b>			<b>0</b>

### 3. How many TOTAL acres do you OWN?

		Response Percent	Response Count
1 acre or less		0.0%	0
2-3 acres		0.0%	0
4-10 acres		7.7%	1
11-20 acres		7.7%	1
21-50 acres		15.4%	2
51-100 acres		15.4%	2
<b>More than 100 acres</b>		<b>53.8%</b>	<b>7</b>
<b>answered question</b>			<b>13</b>
<b>skipped question</b>			<b>0</b>

4. What is/are your primary product(s)? (Check all that apply)

		Response Percent	Response Count
Vegetables		23.1%	3
Fruit		30.8%	4
Nursery stock		0.0%	0
Dairy products		46.2%	6
<b>Maple Syrup</b>		<b>53.8%</b>	<b>7</b>
Agri-tourism		7.7%	1
Lodging		0.0%	0
Other		7.7%	1
Poultry		30.8%	4
Beef		23.1%	3
Other Meat		23.1%	3
Forest products		30.8%	4
Specialty food		0.0%	0
Animal feed		30.8%	4

Please provide details about your farm/forest products (e.g., type of meat, vegetables, fruit, etc.)

7



answered question

13

skipped question

0

**5. Do you use greenhouses in your farm operation?**

		Response Percent	Response Count
Yes		15.4%	2
No		84.6%	11

If no, would your farm operation benefit from the use of greenhouses?(please explain)

4






answered question

13

skipped question

0

**6. Where do you sell your product(s)? (check all that apply)**

		Response Percent	Response Count
From the farm		91.7%	11
Wholesale		66.7%	8
CSA (Community supported agriculture)		0.0%	0
Restaurant		16.7%	2
Farmers' Market		8.3%	1
Local Store		16.7%	2

Other (please specify)

3




answered question

12






skipped question

1



### 7. Is your farm certified organic?

		Response Percent	Response Count
Yes		38.5%	5
No		38.5%	5
Only certain products (please specify)		23.1%	3
<b>answered question</b>			<b>13</b>
<b>skipped question</b>			<b>0</b>

### 8. What are the other uses of your land? (check all that apply)

		Response Percent	Response Count
Leased to other farmers		9.1%	1
<b>Forest</b>		<b>90.9%</b>	<b>10</b>
Conserved Land		18.2%	2
Residential (not counting your own home)		18.2%	2
Commercial use		0.0%	0
Industrial Use		0.0%	0
Other (please specify)		27.3%	3
<b>answered question</b>			<b>11</b>
<b>skipped question</b>			<b>2</b>








**9. Do you live on the same site as farming/production?**

		Response Percent	Response Count
Yes		84.6%	11
No		15.4%	2
answered question			13
skipped question			0





**10. What year did you buy your land?(If you have made multiple land purchases, please give the earliest year)**

		Response Count
		12
answered question		12
skipped question		1

11. What was the land used for before you bought it? (check all that apply)

		Response Percent	Response Count
Cropland		30.8%	4
Pasture		30.8%	4
Vegetables/Fruit		0.0%	0
Dairy		38.5%	5
Poultry		0.0%	0
Beef/other meat		0.0%	0
Specialty food		0.0%	0
Maple syrup		53.8%	7
Plant nursery		0.0%	0
<b>Forest</b>		<b>69.2%</b>	<b>9</b>
Conserved land		0.0%	0
Residential		7.7%	1
Commercial		0.0%	0
Industrial		0.0%	0
Other (please specify)		23.1%	3
<b>answered question</b>			<b>13</b>
<b>skipped question</b>			<b>0</b>

**12. What borders your land? (check all that apply)**

		Response Percent	Response Count
Farm		69.2%	9
<b>Forest</b>		<b>84.6%</b>	<b>11</b>
Conserved Land		30.8%	4
Residential Use		38.5%	5
Commercial Use		0.0%	0
Industrial Use		0.0%	0
	Other (please specify)		0
<b>answered question</b>			<b>13</b>
<b>skipped question</b>			<b>0</b>



**13. Please rate the pressure you feel from external forces to sell or develop some or all of your land for non-agricultural uses( e.g., residential or commercial use)**

	No Pressure	Slight pressure	Definite Pressure	Excessive Pressure	Not sure	Rating Average	Response Count
Level of Pressure	<b>91.7% (11)</b>	8.3% (1)	0.0% (0)	0.0% (0)	0.0% (0)	1.08	12
<b>answered question</b>							<b>12</b>
<b>skipped question</b>							<b>1</b>




**14. Please rate the pressure you feel from neighbors to change the way your farm operates:**

	No Pressure	Slight Pressure	Definite Pressure	Excessive Pressure	Not Sure	Rating Average	Response Count
Level of pressure	<b>76.9% (10)</b>	23.1% (3)	0.0% (0)	0.0% (0)	0.0% (0)	1.23	13
<b>answered question</b>							<b>13</b>
<b>skipped question</b>							<b>0</b>



15. Do you believe it would be beneficial to your agricultural operation to increase the acreage of land available for your use?(If no, please skip to question 19)

		Response Percent	Response Count
Yes		53.8%	7
No		46.2%	6
answered question			13
skipped question			0



16. If yes, would you prefer to purchase or lease the land?

		Response Percent	Response Count
Purchase		37.5%	3
Lease		12.5%	1
Not sure		50.0%	4
answered question			8
skipped question			5

17. Would it be adjacent to your current land?

		Response Percent	Response Count
Yes		62.5%	5
No		0.0%	0
Not Sure		37.5%	3
answered question			8
skipped question			5

**18. Do you believe it will be difficult to acquire additional land for your farming operation, either through purchase or lease?**

		Response Percent	Response Count
Yes		75.0%	6
No		25.0%	2
	If yes, please explain		7
	answered question		8
	skipped question		5

**19. How likely is it that you will sell the land, or at least a majority of the land, on which you farm? (If not at all likely, please skip to question 22)**

	Not likely	Somewhat likely	Very Likely	Definitely	Not Sure	Rating Average	Response Count
Likelihood	72.7% (8)	9.1% (1)	0.0% (0)	0.0% (0)	18.2% (2)	1.11	11
	answered question						11
	skipped question						2

**20. If at all likely, what would be the primary reason?**

	Response Count
	3
	answered question
	3
	skipped question
	10



**21. If at all likely, in what time frame?**

		Response Percent	Response Count
Less than a year		0.0%	0
1-5 years		0.0%	0
More than 5 years		25.0%	1
<b>Not Sure</b>		<b>75.0%</b>	<b>3</b>
<b>answered question</b>			<b>4</b>
<b>skipped question</b>			<b>9</b>

**22. Do you have land in "current use"?**

		Response Percent	Response Count
yes		75.0%	9
no		25.0%	3
If yes, please specify the acreage and category of land in current use			6
<b>answered question</b>			<b>12</b>
<b>skipped question</b>			<b>1</b>

**23. Do you have conservation easements on your land?**

		Response Percent	Response Count
Yes		23.1%	3
No		76.9%	10

If yes, please specify the acreage and use of the conserved land (i.e., open space, forest, or working farmland)

2






answered question

13

skipped question

0

**24. What are the annual revenues of your farming/production business?**

		Response Percent	Response Count
Under \$1,000		0.0%	0
\$1,000 - \$9,999		18.2%	2
\$10,000-\$24,999		18.2%	2
\$25,000-\$49,999		9.1%	1
\$50,000-\$99,999		18.2%	2
<b>\$100,000 or more</b>		<b>36.4%</b>	<b>4</b>

answered question

11

skipped question

2



**25. What are the annual expenses of your farming/production business?**

		Response Percent	Response Count
Under \$1,000		18.2%	2
\$1,000-\$9,999		9.1%	1
\$10,000 - \$24,999		9.1%	1
\$25,000-\$49,999		18.2%	2
\$50,000 - \$99,999		9.1%	1
<b>\$100,000 or more</b>		<b>36.4%</b>	<b>4</b>
<b>answered question</b>			<b>11</b>
<b>skipped question</b>			<b>2</b>





**26. How many paid employees do you have at the busiest time of year? (part and full time, not including yourself)**

		Response Percent	Response Count
<b>None</b>		<b>30.8%</b>	<b>4</b>
1		23.1%	3
<b>2-4</b>		<b>30.8%</b>	<b>4</b>
5-10		7.7%	1
11-15		7.7%	1
16-20		0.0%	0
More than 20		0.0%	0
<b>answered question</b>			<b>13</b>
<b>skipped question</b>			<b>0</b>



**27. Is farming/production your only source of income?**

		Response Percent	Response Count
Yes		25.0%	3
No		75.0%	9
answered question			12
skipped question			1

**28. If not, approximately what percentage of your income is derived from farming/production?**

		Response Percent	Response Count
75% or more		11.1%	1
50% - 74%		22.2%	2
25% - 49%		11.1%	1
10% - 24%		0.0%	0
Less than 10%		55.6%	5
answered question			9
skipped question			4

29. Do you believe current local land use regulations or other local conditions present any barriers to the growth and/or continued economic viability of your farming operation?




		Response Percent	Response Count
Yes		9.1%	1
No		90.9%	10

If yes, please explain 2

answered question 11

skipped question 2

30. Do you believe that increased exposure/awareness of your agricultural operation to tourists and local residents, through advertising, the creation of a local information booth and/or self-guided tour maps, would benefit your farm business?

		Response Percent	Response Count
Yes		41.7%	5
No		50.0%	6
Not Sure		8.3%	1

answered question 12

skipped question 1

31. As it continues its work on the Town Plan, is there anything that the Planning Commission should address in regard to land use or community/economic development that you believe will have a positive impact on the economic sustainability of your agricultural operation?

	Response Count
	4

answered question 4

skipped question 9

**Q4. What is/are your primary product(s)? (Check all that apply)**

1	Organic, mixed vegetables, small-scale berry, organic/free-range eggs and meat birds, future plans to have a small sugaring operation	Feb 9, 2011 2:16 PM
2	Dairy farm that sells milk to a cooperative and some beef.	Feb 10, 2011 11:47 AM
3	We sell goats for replacement and for meat; animal feed: hay	Apr 11, 2011 1:48 PM
4	Hay, occasional logs	Apr 11, 2011 2:02 PM
5	milk, dairy, beef, logs, wood, etc. Note: acreage is in both Cabot and Woodbury	Apr 11, 2011 2:28 PM
6	Beef, eggs, apples, pumpkins, some garden vegetables	Apr 11, 2011 2:34 PM
7	wood products, mixed veggies, blueberries, logs and firewood	Apr 11, 2011 2:40 PM

**Q5. Do you use greenhouses in your farm operation?**

1	No we have a dairy farm.	Feb 10, 2011 11:47 AM
2	No	Apr 11, 2011 1:52 PM
3	No	Apr 11, 2011 2:02 PM
4	Greenhouses would allow us to start vegetable plants	Apr 11, 2011 2:34 PM

**Q6. Where do you sell your product(s)? (check all that apply)**

1	Roving Farmers' market at local businesses in Cabot and Monpelier	Feb 9, 2011 2:16 PM
2	VT Butter and Cheese creamery	Apr 11, 2011 1:48 PM
3	bulk maple syrup/online website	Apr 11, 2011 1:52 PM

**Q7. Is your farm certified organic?**

1	We grow on certified land but we have not paid the fees to be certified ourselves. It doesn't really effect our market	Feb 9, 2011 2:16 PM
2	Maple Syrup	Apr 11, 2011 2:02 PM
3	blueberries	Apr 11, 2011 2:40 PM

**Q8. What are the other uses of your land? (check all that apply)**

1	Managed forest, sugarbush, and pasture	Feb 9, 2011 2:16 PM
2	wildlife habitat	Apr 11, 2011 1:52 PM
3	habitat for wildlife	Apr 11, 2011 2:40 PM

**Q10. What year did you buy your land?(If you have made multiple land purchases, please give the earliest year)**

1	2006	Feb 8, 2011 7:11 AM
2	2009	Feb 9, 2011 2:16 PM
3	We only own our home and some woods, 2003, the rest is leased land.	Feb 10, 2011 11:47 AM
4	1991	Apr 11, 2011 1:40 PM
5	1991, 1997	Apr 11, 2011 1:48 PM
6	1996	Apr 11, 2011 1:52 PM
7	1971	Apr 11, 2011 2:02 PM
8	2000	Apr 11, 2011 2:12 PM
9	1985	Apr 11, 2011 2:22 PM
10	1947	Apr 11, 2011 2:28 PM
11	1988	Apr 11, 2011 2:34 PM
12	1988	Apr 11, 2011 2:40 PM

**Q11. What was the land used for before you bought it? (check all that apply)**

1	fallow fields	Apr 11, 2011 2:02 PM
2	It wasn't used for much; it was abandoned farm land.	Apr 11, 2011 2:28 PM
3	fallow field and forest	Apr 11, 2011 2:40 PM

**Q18. Do you believe it will be difficult to acquire additional land for your farming operation, either through purchase or lease?**

1	too expensive	Feb 8, 2011 7:11 AM
2	We are able to increase production by lease at any time	Feb 9, 2011 2:16 PM
3	The land is too expensive to compete with others wanting to buy it. Any land that we bought we would keep the fields and sell the homes that come with them.	Feb 10, 2011 11:47 AM
4	Other adjacent land is in farming already, some in residential	Apr 11, 2011 1:48 PM
5	Cost	Apr 11, 2011 1:52 PM
6	Because of cost and availability	Apr 11, 2011 2:34 PM
7	Don't no	Apr 11, 2011 2:40 PM

**Q20. If at all likely, what would be the primary reason?**

1	Can't make a living on it.	Apr 11, 2011 1:57 PM
2	money	Apr 11, 2011 2:34 PM
3	Old age, kids not interested	Apr 11, 2011 2:40 PM

**Q22. Do you have land in "current use"?**

1	We applied last year for current use	Feb 9, 2011 2:16 PM
2	All that we lease is in current use, the land owners could not afford the taxes without it.	Feb 10, 2011 11:47 AM
3	57 and a half acres	Apr 11, 2011 1:40 PM
4	All of it	Apr 11, 2011 1:57 PM
5	About 150 acres in pasture and forest	Apr 11, 2011 2:22 PM
6	all but 2 acres, farm and forest	Apr 11, 2011 2:34 PM

**Q23. Do you have conservation easements on your land?**

1	309 acres half open half wooded	Feb 8, 2011 7:11 AM
2	123 acres forest	Apr 11, 2011 1:48 PM

**Q29. Do you believe current local land use regulations or other local conditions present any barriers to the growth and/or continued economic viability of your farming operation?**

1	not enough open land left for the amount of farmers in this town	Feb 8, 2011 7:11 AM
2	Local conditions: We are limited at our property for organic production due to practices used by neighboring farms. Example: We can't grow "organic" corn on our property because cross-pollination with genetically modified "round-up ready" corn(the corn itself is a registered insecticide) renders our corn non-organic. We will have to grow these crops elsewhere which is disappointing.	Feb 9, 2011 2:16 PM

**Q31. As it continues its work on the Town Plan, is there anything that the Planning Commission should address in regard to land use or community/economic development that you believe will have a positive impact on the economic sustainability of your agricultural operation?**

1	stop building in open fields	Feb 8, 2011 7:11 AM
2	Our hired man wanted to start his own farm and we had everything set up, but the creamery told us they would not go to the small farm we had found in town because of the roads. This is very unfair it is hard enough to start farming, but to have the roads be the reason you can't continue is sad. Small farms are going to become a thing of the past even in my short time on this earth the farms in Cabot have gone away. There are only three conventional farms and only two that ship to Cabot Creamery. We started with 15 milkers in 2001 and we are now milking 70 and will be milking well over 90 this spring. I don't think there is much that can be done to save the farms. Many farms are so far behind on bills now that the high fuel prices this summer are going to send them under. We are fortunate to have been organic for ten years and we now have our feet under us, but it would be impossible to start farming now unless you had income from some other endeavor. Sorry for the rambling but my grandparents are in their eighties and still going to barn every day only to put themselves farther in debt, and they have already spent any retirement that they had. It makes me sad, and now our outlook on farming is to do it long enough to pay everything off and make a little profit and then sell and find something else to do. I don't want to be in their shoes at their age. Organic has saved us for now but it won't last forever and shouldn't have to be the answer. Every farmer deserves a fair price.	Feb 10, 2011 11:47 AM
3	Try to prevent further forest fragmentation	Apr 11, 2011 1:52 PM
4	Prime ag soils (land) should be protected from residential/commercial development, but this will not happen. The pressure from residential development is too great and much prime ag land is already too fragmented. Sorry!	Apr 11, 2011 2:28 PM